

To Do At Home:

Episode 29



Jesus taught us that we need to forgive, and then forgive again, and forgive again! There is no limit to how many times he forgives us and we shouldn't have a limit either.

This episode's Bible story is from Luke 15:11-31 and 17:1-4. The Big Idea is: **Follow Jesus by forgiving.** We are always grateful when someone forgives us but can we turn around and forgive others? It's not easy! But we don't have to do it alone. We have Jesus to help us.

Activity 1: How Hard is it to Forgive?

Parent Tip: Help your child think through times they had to forgive someone, like a sibling or friend

Talk about it:

- Did you ever forgive someone? What was it for?
- Did someone ever forgive you? Were you happy when they did?
- Jesus loves us and wants to forgive us over and over and over.

Instructions:

- As you say the following ways people can hurt us, encourage your child to say, "I can forgive!"
- Scenarios:
 - Your brother/sister takes your favorite toy
 - Your friend (say a name) bumps you when you're playing
 - Mommy/Daddy talk in an angry voice
 - Continue with more examples (use real-life scenarios)
- Say the Big Idea together: **Follow Jesus by forgiving!**

Activity 2: Memory Verse Activity "Do for others what you want them to do for you." | Matthew 7:12 (NIRV)

Supplies: (provided) Memory verse colouring sheet, (from home) washable markers/crayons

Parent Tip: You've been practicing this verse all month, see if you child can say it first without you reading it together.

Instructions:

- Say the memory verse together with the actions/song that you made up
- Encourage your child to colour the sheet, repeating the memory verse

Activity 3: How will I Forgive?

Supplies: (from home) smart device to watch the story of the prodigal son (look up The Prodigal Son Saddleback Kids) or read the story from a Children's Bible

Instructions:

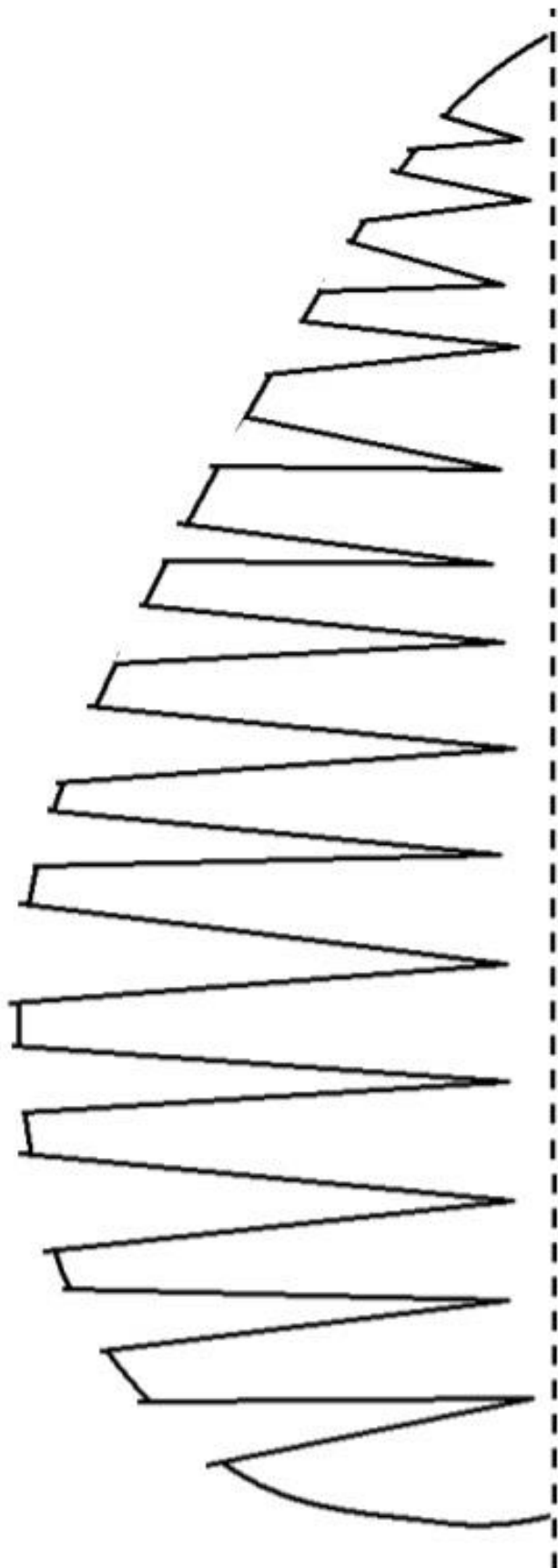
- Say, When we tell God we're sorry, he doesn't wait to forgive us. He loves us that much! He wants others to receive that same forgiveness from us.
- Watch or read the story of the Prodigal Son
- Talk about the story and then do an action and say the Big Idea together
 - Who was in the story? (Jesus, sons, father, etc...) - do jumping jacks & say the Big Idea
 - What did one son do? (left his home and daddy, etc..) - run on the spot
 - What did the daddy do? (watched for his son, hugged him, forgave him) - rub belly & pat head
 - What did the other son do? (he was angry, didn't forgive) - walk like a crab

Activity 4: Pray together

The PRODIGAL SON



“LUKE 15:11-32”



Paper Palm Leaf

Cut this template along the dotted line.

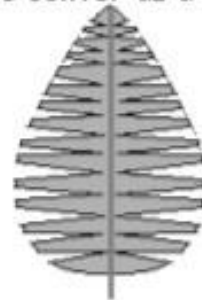
Fold a piece of green construction paper in half and paper clip the template so the dotted line is along the fold.


Cut through the template and both layers of construction paper along the black lines.

Discard the template (unless you want to make more leaves).

Unfold the construction paper to see your finished palm leaf.

Optional: Tape a green pipe cleaner or thin rolled tube of construction paper to the center as a stem.





"Do for others
what you
want them to
do for you."

Matthew 7:12

Instructions:

- Say, Jesus forgives us over and over. He wants us to forgive just like he does.
- Remind your child of all the things they can forgive (from activity 1)
- Pray together (have your child repeat after you): Dear Jesus, thank you for forgiving me. Help me to forgive others. Amen

Activity 5: Getting Ready for Jesus!

Supplies: (provided) Palm Leaf Activity Sheet, (from home) Children's Bible or smart device, scissors, markers (optional) green construction paper, pipe cleaner

Instructions:

- Say: Palm Sunday is a day we remember when Jesus rode into Jerusalem like a king. Jesus is a king but not a political ruler like the people thought.
- Read the story in Luke 19:28-40 in a Children's Bible or watch the story on a smart device (YouTube: search Palm Sunday Crossroads)
- Using the activity sheet, cut out one or more palm leaves (if your child is cutting, have them cut around the outside).
- Think up some words of praise for Jesus together. Write words of praise to Jesus on the palm leaf or have your child decorate it.
- Then sing a praise song (or play one in a music app) and wave your palm branches to praise Jesus.