

To Do At Home:

Episode 27



This week we are talking about prayer. Jesus taught his disciples to pray and he modeled for them as well. There was something about how Jesus prayed that made the people around him want to know more about prayer. As parents, how can you model prayer for your child?

This episode's Bible story is from Luke 11:1-13. The Big Idea is: **Follow Jesus by praying.** Prayer is how we talk to God but it's also about listening to God. What kind of things do we want to talk with him about? What does he want to say to us? As we practice prayer and different kinds of prayer, we will be able to grow in our relationship with God.

Activity 1: Pray

Supplies: (provided) PRAY letter cards

- Explain that one of the ways that Jesus teaches us how to live is by teaching us how to pray.
- Hold up the letter cards one at a time and say the letter and then demonstrate the action associated with each letter.
- Lead your child to do the actions with you as you spell PRAY.
- Remind your child that Jesus teaches us how to pray!

Activity 2: Read the story

Supplies: (provided) colouring sheet, (from home) Children's Bible (find a story based on The Lord's Prayer Luke 11:1-13), washable markers/crayons

- Explain that today's story is from the Bible and that Jesus taught his friends how to pray.
- Read the Lord's Prayer from a children's bible or story book while showing the pictures.
- Pray: "Dear God, we love you! Thank you that Jesus teaches us how to pray. Thanks for teaching us to be thankful, to ask for what we need and to forgive! Amen!"
- Give your child the colouring sheet and encourage them to colour it.
- As they colour, talk about the Bible story and ask if your child can remember any parts of the story.



Activity 3: Prayer Sheet

Supplies: (provided) Prayer Sheet, (from home) drawing and colouring utensils

- Using the prayer sheet, ask your child to help you fill in the three sections (I am thankful for, I am sorry for, and I will ask God for).
- Hang the page where it can be seen easily and refer to it throughout the week.
- Remind your child that Jesus teaches us how to pray!

Activity 4: Memory Verse: "Do for others what you want them to do for you." Matthew 7:12

- This is a shorter memory verse for the preschoolers to learn. Have your child say it after you.
- Make up actions for the verse and practice them together several times.
- If your child memorizes it, record them saying it and send it in to Sarah to have your name put in a draw for a monthly prize! (They can be sent by email to sarah@onthejourney.ca or through FaceBook Messenger.)



PRESCHOOL



Prayer



I am thankful for..

I am sorry for...

I will ask God for...

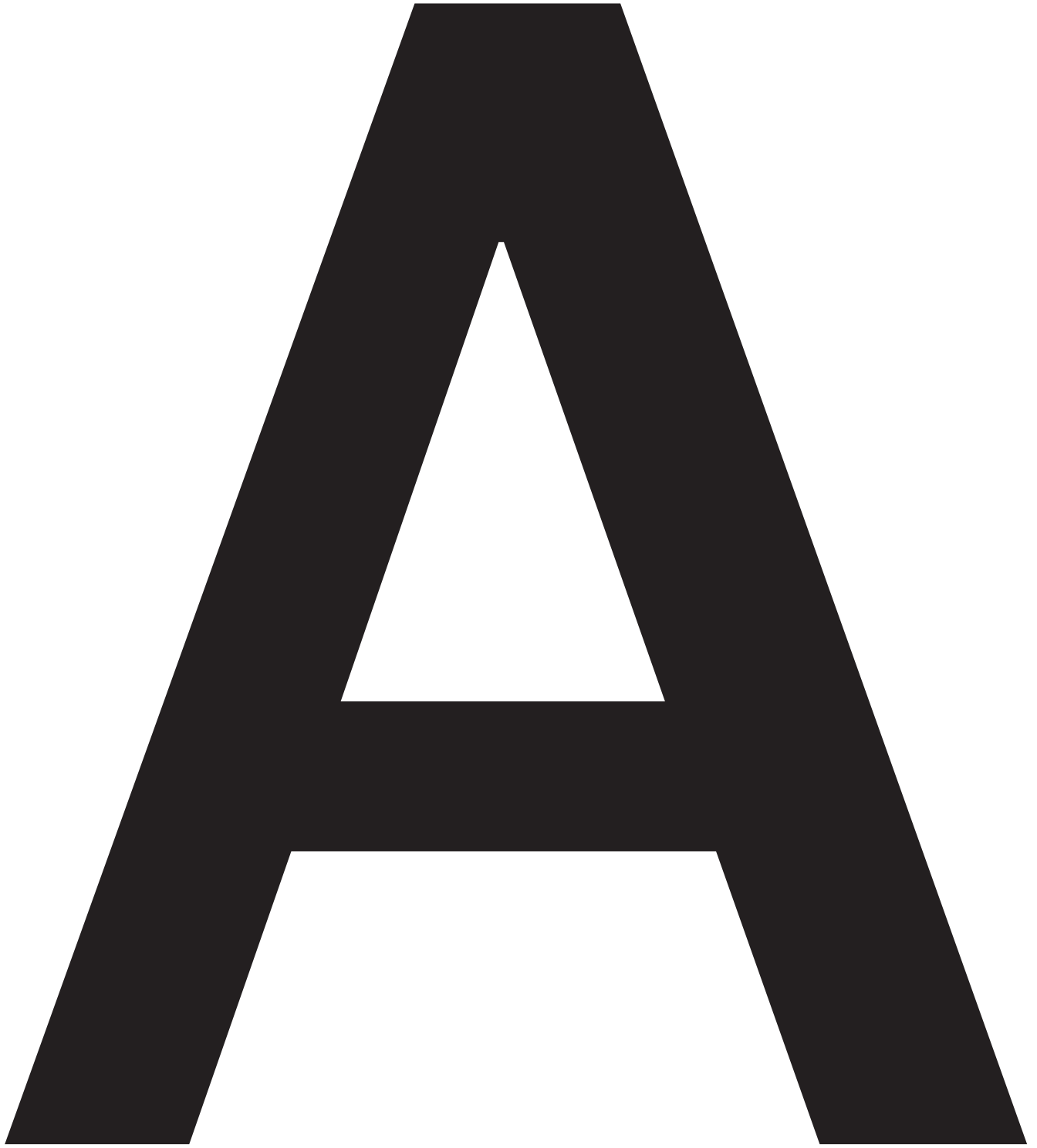
Jesus teaches us how to live.

P

Stand up and
reach hands
to the ceiling

R

Turn around



Jumping Jacks



Touch your toes

Activity 5: Sing and Dance

Supplies: (from home) Smart device to play the song, “The Lord’s Prayer U-Nite” (On YouTube)

- Play the song and dance along, following the actions.