



To Do At Home:

Episode 26

This month we will be learning some of the basics of what it means to follow Jesus. Loving God and others, prayer, trusting God with our worries, and forgiveness are important for all ages and stages of life (even for parents!). Everything Jesus taught was something he lived out and wants us to follow his example. Let's discover how Jesus wants us to live.

This episode's Bible story is from Luke 10:25-37 (The Good Samaritan). The Big Idea is: **Follow Jesus by loving God and others.** Sometimes we don't realize that this is the most important rule of all - loving others. And we don't just love the people who love us back. Jesus wants us to love...everyone!

Activity 1: Play sick

Supplies: (from home) dolls, stuffed animals, toy medical kit or real bandages etc.

- Pretend to have an injured foot. Pretend that the dolls/stuffies need help, too.
- Encourage your child to take care of you and the dolls/stuffies. They could wrap your foot in bandages and use the kit with the dolls.
- Let everyone know that today's Bible story is about a man who needed a lot of help. Another man took good care of him. We can help people, too. Remember, Jesus wants us to serve others!

Activity 2: Read the story

Supplies: (provided) The Good Samaritan story flipbook, colouring sheet, (from home) washable markers/crayons

Parent Tip: The words are on one side of the page so you can read and show your child the picture


- Explain that today's story is from the Bible.
- Have your child and their dolls/stuffies sit to listen to you read the story as you show them the pictures.
- Pray, "Dear God, thank you for the example of the Samaritan who took such good care of the man who needed help. Please help us love and serve others just like he did! Amen."
- Give your child the colouring sheet and markers/crayons to colour with.
- As they colour, talk about the story and see if they can tell you the story using the pictures.


Activity 3: Memory Verse: "Do for others what you want them to do for you." Matthew 7:12

Supplies: (provided) Memory verse colouring sheet, (from home) crayons/washable markers

- This is a shorter memory verse for the preschoolers to learn. Have your child say it after you.
- Colour the memory verse sheet together saying the verse several times.
- If your child memorizes it, record them saying it and send it in to Sarah to have your name put in a draw for a monthly prize! (They can be sent by email to sarah@onthejourney.ca or through FaceBook Messenger.)

Activity 4: Sing & Dance





"Do for others
what you
want them to
do for you."

Matthew 7:12



The Good Samaritan

from Luke 10:25-37

A Jewish man was traveling from the city of Jerusalem to the city of Jericho. On the way, he was hurt by robbers. They took his clothes and left him lying beside the road. The man needed someone to help him.




Just then, a priest came along. But when he saw the man lying there, he crossed to the other side of the road and passed him by. He didn't help.



A Levite (a man who worked at the Temple) walked over and looked at him lying there, but he also passed by on the other side of the road. He didn't help either.



Then a Samaritan man came along. Normally, a Samaritan wouldn't have talked to a Jewish person. But when this Samaritan saw the man, he felt *compassion* for him. And he decided to help him.



Going over to him, the Samaritan helped the Jewish man by putting special oil and bandages on the places where he was hurt.



Then he put the man on his own donkey and took him to an inn (like a hotel), where he took care of him. The next day he gave the innkeeper two silver coins and told him:

'Take care of this man. If it costs more than this, I'll pay you the next time I'm here.'



Supplies: (from home) Smart device to play the song, “Yancy & Little Praise Party - Gonna Serve” (on YouTube)

- Play the song and dance along, following the actions.