

To Do At Home:

Episodes 26-29

“Do for others what you want them to do for you.”
Matthew 7:12



This month we will be learning some of the basics of what it means to follow Jesus. Even at this stage your little one can learn about loving God and others. This is the most important rule of all. Everything Jesus taught was something he lived out and wants us to follow his example. The Big Idea is Love God and Others.

Use these activities weekly. Repetition is how your little one loves to learn. At this age and stage you are telling them that God loves them and showing it through your actions.

Activity 1: Find the Kindness Hearts

Supplies: (provided) Kindness Hearts pictures

Before the Activity: Hide the pictures around your space before the children arrive.

Instructions:

- Ask your child to search for the hidden pictures, helping them as needed.
- Designate a spot where they will bring all the pictures.
- Look at each of the pictures together.
- Say the Big Idea together: **Love God & Others!** We can love by being kind.

Activity 2: Being Kind to Others

Supplies: (from home) baby dolls or stuffies, baby blankets, kitchen-type toys or plastic dishes

Parent Tips: As you play with your child, act the way you want them to act. Exaggerating might make it more fun!

Instructions:

- Play with the baby dolls/stuffies. Wrap them in blankets and show your child how to take care of them.
- Guide your child to pretend to make food for the baby dolls/stuffies
- As you play, talk about the Big Idea: **Love God & Others.** He wants us to be kind to others.

Activity 3: Bible Story

In everything you do,
do to others what you
want them to do to you.



Jesus Teaches the Golden Rule

Based on Matthew 7:12

Jesus was with his disciples and was teaching them all kinds of things about God's way of living. Big crowds of people started to gather near, so Jesus climbed up a mountainside and sat down to teach them.



He taught about being kind to others and loving all people (even people who are mean to us!). He taught that we should give to people who are in need and he taught how to pray. Jesus taught and taught while the disciples, and others, listened closely.



Then Jesus said to them,

"In everything you do, do to others what you want them to do to you."

And even though Jesus was teaching his disciples a long time ago, this teaching is for us today too. Jesus wants us to remember:

"In everything you do, do to others what you want them to do to you."

In everything you do,
do to others what you
want them to do to you.



Do you want other kids to be mean to you? No!
Do you want them to be kind? Yes!

*Then, in everything you do,
do to others what you
want them to do to you.*

So, be kind to others.



Do you want others to not play with you? No!
Do you want others to be friends with you? Yes!

*Then, in everything you do,
do to others what you
want them to do to you.*

So, invite others to be your friend.



Do you want others to keep all of their toys away from you? No!
Do you want others to share with you? Yes!


*Then, in everything you do,
do to others what you
want them to do to you.*

So, share first.



So when we wake up in the morning,
and when we play with other kids,
and when we eat our meals,
we can remember Jesus' words:

"In everything you do,
do to others what you
want them to do to you."





PRESCHOOL



PRESCHOOL





PRESCHOOL



PRESCHOOL

**"Do for others what you want them
to do for you." Matthew 7:12**





PRESCHOOL

Jesus and the Children | Luke 18:15-17

Supplies: (provided) The Golden Rule flipbook

Parent Tip: The words are on the back of each page so you can read and show your child the picture

- Read the story together
- Talk about any words that your child might not understand
- Pray together: “Dear God, we love learning about how you teach us to live. Help us treat others well and as we want to be treated! Amen.”

Activity 4: I can be like Jesus

Supplies: (provided) Jesus heart activity page, (from home) crayons/washable markers

- Tape the colouring sheet to a flat surface.
- Give your child something to colour it with, monitoring them as they colour.
- Talk about the story of Jesus telling us how to love.
- Ask your child how they can show love and then draw a picture of it in the heart bubble.
- Say the Big idea together: **Love God & Others!**

Activity 5: Memory Verse

“Do for others what you want them to do for you.” Matthew 7:12

Parent Tip: Try some of the following activities to learn the memory verse together.

- Make up actions to go with this verse. Then teach it to your child, encouraging them to do the actions with you.
- Make up a tune to sing the verse and sing it together, using the actions.
- Say the verse while doing an action like jumping up and down, swimming on your belly, or clapping your hands.
- Repeat these activities and see how many days it takes for you both to remember it!
- If your child does memorize it, you can video tape it and send it in to Sarah to have their name entered for a prize! (sarah@onthejourney.ca)

Activity 6: Sing and Dance

Supplies: Smart device to look up the song, “The Golden Rule” by Group Publishing on YouTube

- Dance to the song together!
- See if you can do some of the actions and follow along.