

Journey Kids Club

JKTV Episode 27



This week we are talking about prayer. Jesus taught his disciples to pray and he modeled for them as well. There was something about how Jesus prayed that made the people around him want to know more about prayer. As parents, how can you model prayer for your child?

This episode's Bible story is from Luke 11:1-13. The Big Idea is: **Follow Jesus by praying.** Prayer is how we talk to God but it's also about listening to God. What kind of things do we want to talk with him about? What does he want to say to us? As we practice prayer and different kinds of prayer, we will be able to grow in our relationship with God.

Activity 1: Prayer Relay Race

Talk about it:

- If you could talk to anyone right now, who would you talk to? Why?
- What would you talk about?
- Explain: "Did you know that God loves to talk to us? Prayer is how we talk with God. Praying isn't just about us speaking, it's also about us listening."

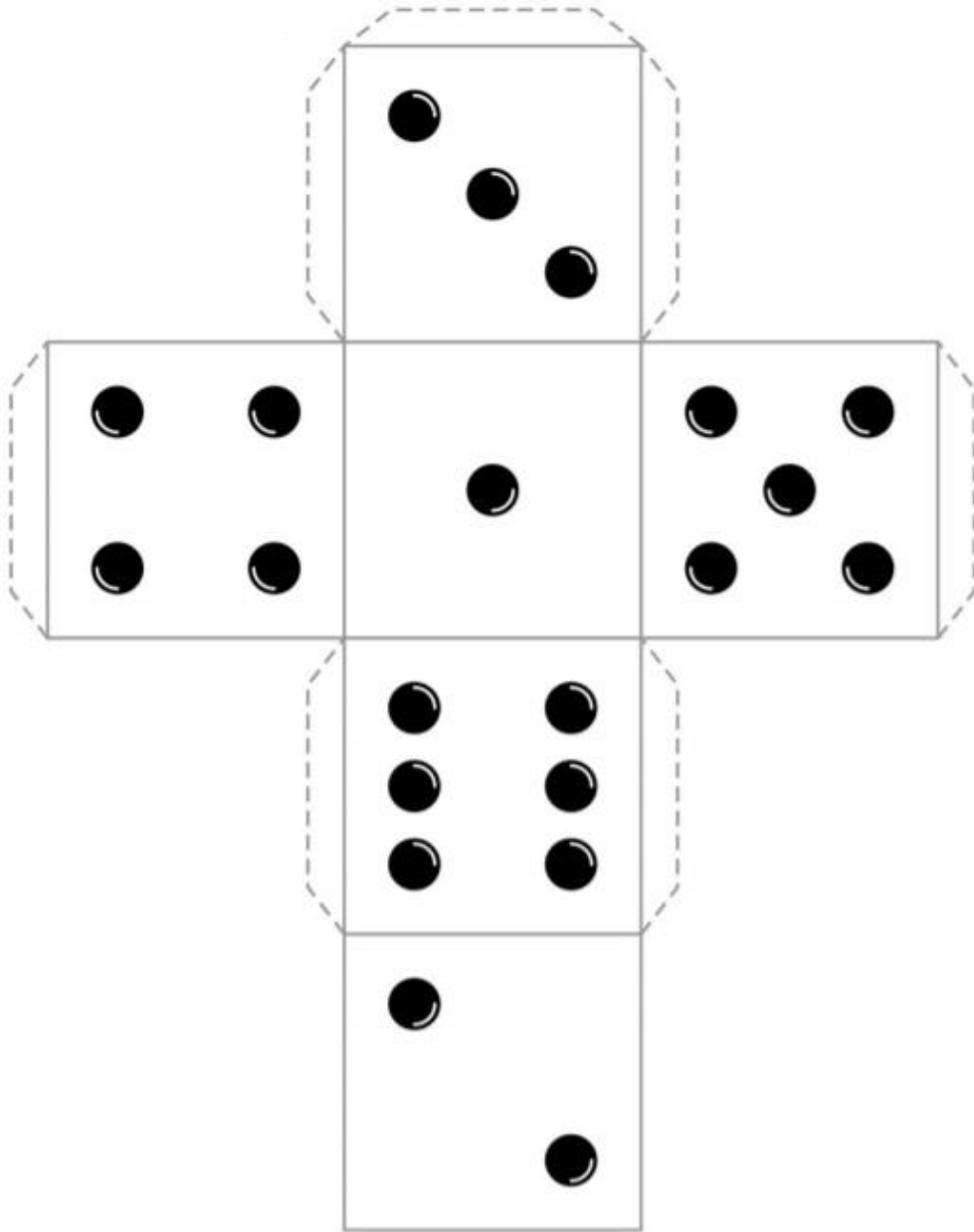
Instructions:

Supplies: (from home) Bible, (optional items from home) masking tape, buzzer

Before the Activity: At one end of your space, create a starting line on the floor with masking tape. Place the buzzers at the other end of the space or create a spot they have to touch.

Instructions:

- Explain that the first part of the Lord's Prayer honours God's name. In other words, it praises or worships him. When we're full of joy, we often want to praise God. But when we're having a tough day, we may not feel like it.
- Look up and read Philippians 4:4. It reminds us to rejoice in the Lord always!
- If you have four or more people playing, divide into two teams, otherwise use a timer to time how quickly your child can get to the end and back.
- Have everyone sit in a line as a team behind the starting line.
- Explain that you will ask them trivia questions. Before answering the question, the person at the front of each line must butt-scoot to their team's buzzer (or the designated spot) and hit it.
- Read the following questions:
 - What are some things that you say to praise or worship God? (You're awesome! Thanks! I love you!)
 - Do you have to close your eyes when you pray? (No!)
 - What does the word "hallelujah" mean? (Praise God)
 - What's one thing you can pray about?




Cut out dice template. Fold flaps and tape or glue them together to create a 3-D dice.


The Lord's Prayer




What words would you praise God with?



In what ways would it be good to see God help people on earth?



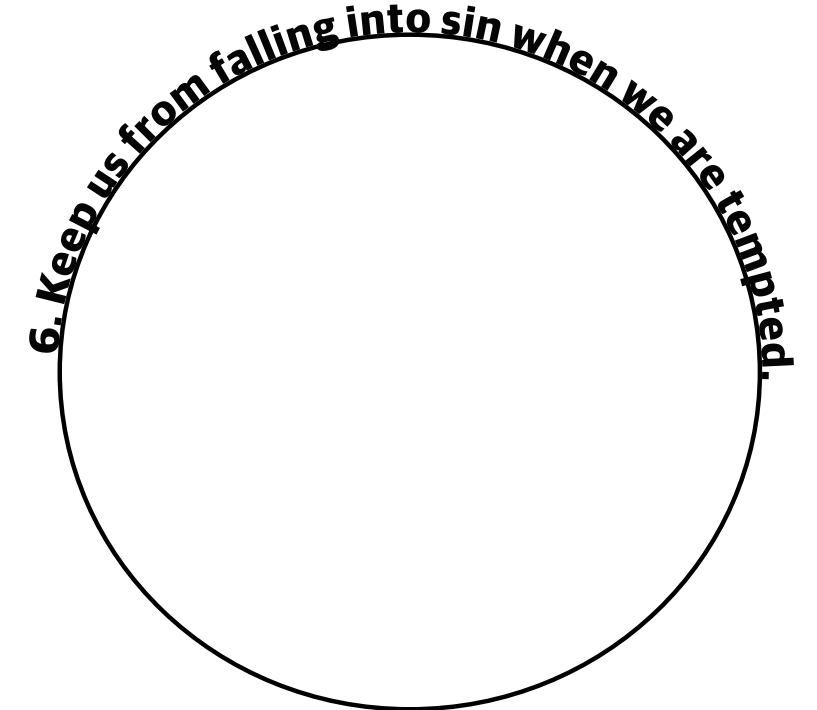
What is one thing you "need" for today?



What do you need to say "sorry" to God for?



Who do you need to forgive?



What is one thing you do that you know you shouldn't?

**Father, may your name be honoured.
May your kingdom come. Give us
each day our daily bread. Forgive us
our sins, as we also forgive everyone
who sins against us. Keep us from
falling into sin when we are tempted.**

Luke 11:2-4

 **Key Verse**

KIDS

- Is it possible to pray too much? (No!)
- Does God answer our prayers? (Yes, but he does what's best for us, not necessarily what we want.)
- Is there a "right" way to pray? (No! Praying is just talking to God.)
- Is there anything you can't talk to God about? (Nope!)
- If you praised God at the start of a prayer, what would you say to him?
- Name one great place to pray. (Anywhere!)
- What's one "need" that someone might ask God to help them with when they pray?
- What do you think "amen" means? (So be it)
- At the end of the game, lead everyone to say: **Follow Jesus by praying!**

Activity 2: Memory Verse Activity “Father, may your name be honoured. May your kingdom come. Give us each day our daily bread. Forgive us our sins, as we also forgive everyone who sins against us. Keep us from falling into sin when we are tempted.” | Luke 11:2-4 (NIRV)

Supplies: (provided) Key Verse sign, Lord's Prayer activity page, (from home) pen, markers
Instructions:

- Explain that this month's Key Verse is a prayer. People have modelled their prayers after it for hundreds and hundreds of years.
- Using the Key Verse sign, lead your child to say it with you a couple of times.
- Give your child the activity page along with the pen and markers.
- Read the passage on the page line by line. As you do so, direct your child to write or draw their answers in the spaces provided.
- Keep it out to use for the prayer time at the end.

Activity 3: Roll and Pray

Supplies: (provided) Dice sheet, (from home) scissors, tape or glue stick

Instructions:

- a. Explain that everyone will have a turn rolling the dice. This is going to be a 'game' of practicing praying different things.
- b. The number they roll corresponds with one of the following fill-in-the-blank prayers:
 1. Dear God, thank you for _____.
 2. Dear God, please help _____.
 3. Dear God, you are _____.
 4. Dear God, help me to _____.
 5. Dear God, be with _____.
 6. Roll again!
- c. Give each person at least one turn. Take multiple turns if time allows.

Activity 4: Pray together

Supplies: Activity sheet from activity 2, timer

Parent Tip: Here are a couple of different kinds of prayer to practice together. Taking some time to be quiet before God can be very powerful. Remind your child they can use their imagination to picture sitting with Jesus as they pray.

- Set up the timer for one minute. Explain to your child that you are going to practice a listening prayer. You will say a verse and then everyone will be quiet for one minute. They can think about the verse and repeat it in their mind, or they can picture themselves sitting with Jesus.
- Have everyone sit in a comfortable position but not one that will make them feel sleepy - sitting upright in a chair works best. Say, "Be still and know that I am God" (Ps 46:10). Repeat it once more and then start the timer.
- When the minute is complete, say the verse one more time, "Be still and know that I am God."
- Then take out the activity sheet that your child filled in and spend a couple of minutes praying through the Lord's prayer with the things they drew/wrote down.