

Journey Kids Club

JKTV Episode 9



Today's Bible story is from 1 Samuel 16. Over the next few weeks we will be learning about the beginning of David's life story from musician and shepherd boy to king. We will discover that God doesn't choose us for his purposes based on the way that other people choose, but by what is in our hearts. David's story helps us to see that God's plans for us are much more interesting than anything we can dream up on our own!

Today's Big Idea is: **God helps us see people the way he sees them.** God doesn't judge us the way that people judge us, he looks at what is in our hearts. When we ask God to help us see people the way he sees them, it will help us love better.

Activity 1: Looking with Love

Supplies: glasses sheet, hearts, scissors, markers/crayons, tape or glue

Answer the following questions with a parent or friend:

- How do your friends describe you? Have you been called short or tall? How about loud or shy?
- Do you like what other people think of you? Why or why not?
- When God looks at you, what do you think he sees?
- Do you think God cares about how you look on the outside or does he care more about what's going on inside?

Instructions:

- Place the scissors and markers where everyone can reach them.
- Cut out paper hearts. Explain that these will be used to decorate the glasses.
- Colour the glasses, decorating with extra hearts, if wanted.
- Guide everyone to assemble their glasses using tape or glue to attach the arms of the glasses to the front.
- Try on the finished glasses and say something encouraging about the others in your family (or those you are with).
- Say today's Big Idea together: **God helps us see people the way he sees them!**

Activity 2:

Supplies: Memory verse colouring sheet, crayons/markers

Colour the memory verse sheet and work on memorizing this verse. As you colour, discuss:

- What do you think this verse means?
- How does God look at our heart?

- How can we see others the way God does?

If you memorize this verse, ask your parent or guardian to record you saying it and send it in to Sarah to have your name put in a draw for a monthly prize! (They can be sent by email to sarah@onthejourney.ca or through FaceBook Messenger.)

Activity 3: Who Am I On The Inside?


Supplies: activity sheet, crayons/markers

- Using the activity sheet, draw two pictures. On one side, draw how you think other people see you.
- On the other side, draw how you think God sees you.
- Talk about the pictures. Are they the same? Are they different? Why?
- Explain: A part of how we look at others is how we look at ourselves. Do we know that God sees us as special? That he loves us? It is important to see ourselves AND others the way God does.
- Say today's Big Idea together: **God helps us see people the way he sees them!**
- Pray together, asking God to help you see others the way he sees them.

Activity Sheet: Who Am I On The Inside?





How Do Others See Me?

How Does God See Me?



**The Lord does not look
at the things people
look at. People look at
the outside of a person.
But the Lord looks at
what is in the heart.**

1 Samuel 16:7



**God helps us to see people the way
he sees them.**

